

ECOFLOW

Power A New World



CONTENTS

EcoFlow Story	01
Our Technology	06
EcoFlow RIVER	09
EcoFlow RIVER Max	12
EcoFlow RIVER Pro	13
EcoFlow DELTA	17
Solar Panel	22
Accessories	25
Follow Our Story	26



ECOFLOW MISSION

Our mission is to empower both individuals and communities through portable, clean, and reliable power, by replacing the traditional gas generator and reinventing the way the world accesses energy.

EcoFlow combines industry-leading research and knowledge to build innovative products that are at the forefront of design, intelligence, and power.

The EcoFlow product lineup includes state-of-the-art technology that offers users clean, quiet, and renewable power for both indoor and outdoor use.



LITHIUM-ION BATTERY GENERATOR

NO FUEL, NO FUMES, MINIMAL NOISE

No gasoline, toxic fumes, and quiet operation. The EcoFlow Power Station is safe to use indoors.

NO MAINTENANCE

Easy to use, keep it plugged into a wall outlet or solar panel.

NO LOST POWER

Power can be stored and consumed as needed, maximizing efficiency.

LOW COST

Costs 30% less than regular gasoline-powered inverter generators over its lifetime.



OUTDOOR APPLICATIONS

Embrace the great outdoors with total peace of mind.

- Road Trips
- Camping
- Festivals
- Tailgating





EMERGENCY APPLICATIONS

Stay in charge of any situation.


- Home Backup
- Disaster Relief
- Medical Services



PROFESSIONAL

Get the job done with reliable.

- DIY/Construction
- Filmmaking/Photography
- Event Production



OUR TECHNOLOGY

Patented X-Stream Technology 0-80% Within 1 Hour



EcoFlow's X-Stream fast charge technology eliminates the need for carrying around bulky power adapters. The EcoFlow DELTA and RIVER series power stations can charge from 0-80% within 1 hour, achieving a full charge in 1.6 hours.



Battery Management System

The EcoFlow Battery Management System takes innovation to the next level, extending the performance, efficiency, and shelf life of EcoFlow products. This technology utilizes intelligent algorithms to regulate battery health and efficiency.



ECOFLOW APP

In this wireless world, remote control use is the standard. Now you can pair EcoFlow products over Wi-Fi with the EcoFlow APP. It does everything straight from the palm of your hand.

Remote Control

Control your devices anytime, anywhere



Monitor

Check the status of your devices



Multiple Devices

Only one App to control multiple devices



Download on the
App Store

Download for
Android

OUR PRODUCTS

EcoFlow product lines include the powerful DELTA power station and the flexible, modular RIVER series, which provide reliable power for a variety of applications.



Take Adventure Anywhere

AC Output

600_w

(Surge 1200W)



Recharge
0-80% in 1 Hour



Total 10
Output Ports*



Up to three 600W
AC Output Sockets*



Modularized
Capacity Storage



100W
USB-C Output



X-Boost
Smart Algorithm

* International versions has 9 ports in total, with only 2 x AC Output Sockets.





EcoFlow RIVER

The EcoFlow RIVER features a portable, modular design that lets you customize the power station wherever you go. Patented X-Stream Recharging technology allows you to fully charge RIVER within 1.6 hours. From road trips and epic adventures to family fun and indoor use, RIVER redefines the portable power game.

GENERAL SPECS:

Capacity: 288Wh

Weight: 11 lbs (5kg)

Dimensions: 11.3 × 7.3 × 7.7in (28.8 × 18.5 × 19.4cm)

OUTPUTS:

AC Output (×3): 600W (Surge 1200W) total, 120Vac (50Hz/60Hz) / **AC Output (×2):** International Version 230Vac (50Hz/60Hz)

USB-A Output (×2): 12W per port, 5V DC, 2.4A

USB-A Fast Charge (×1): 28W, 5V/9V/12V DC, 2.4A Max

USB-C Output (×1): 100W, DC 5V/9V/12V/15V/20V, 5A Max

Car Power Output (×1): 136W, 13.6V DC, 10A Max

DC5521 Output (×2): 13.6V DC, 3A Max (per port)

INPUTS:

AC Charge Input Power: X-Stream charge 250W Max

AC Charge Input Voltage: 100-120Vac (50Hz/60Hz)
(International Version 220-240Vac)

Solar Charge Input: 200W, 10-25V DC, 12A Max

Car Charge Input: 12V DC, 8A Max

BATTERY:

Cell Type: Lithium-ion

Life Cycle: 500 cycles to 80%+ capacity

Discharge Temp: -4 to 140°F (±5°F), -20 to 60°C (±3°C)

Charge Temp: 32 to 113°F (±5°F), 0 to 45°C (±3°C)



EcoFlow RIVER Extra Battery

The EcoFlow RIVER Extra Battery features more than 500 lifecycles, which can double the capacity of the entire system when connected to the RIVER.



GENERAL:

Capacity: 288Wh

Weight: 5.5 lbs (2.5kg)

Dimensions: 11.2 × 7 × 2.3in (28.5 × 18 × 5.9cm)

BATTERY:

Cell Type: Lithium-ion

Life Cycle: 500 cycles to 80%+ capacity

Discharge Temp: -4 to 140°F (±5°F), -20 to 60°C (±3°C)

Charge Temp: 32 to 113°F (±5°F), 0 to 45°C (±3°C)



EcoFlow RIVER Max

For an exceptional combination of power and portability, the EcoFlow RIVER can double its capacity with the RIVER Extra Battery, while still remaining compact and portable.



GENERAL:

Capacity: 576Wh

Weight: 17 lbs (7.7kg)

Dimensions: 11.4 x 7.3 x 9.3 in (28.9 x 18.4 x 23.5 cm)

OUTPUTS:

AC Output (x3): 600W (Surge 1200W) total, 120Vac (50Hz/60Hz) / **AC Output (x2):** International Version 230Vac (50Hz/60Hz)

USB-A Output (x2): 12W per port, 5V DC, 2.4A

USB-A Fast Charge (x1): 28W, 5V/9V/12V DC, 2.4A Max

USB-C Output (x1): 100W, DC 5V/9V/12V/15V/20V, 5A Max

Car Power Output (x1): 136W, 13.6V DC, 10A Max

DC5521 Output (x2): 13.6V DC, 3A Max (per port)

INPUTS:

AC Charge Input Power: X-Stream charge 500W Max

AC Charge Input Voltage: 100-120Vac (50Hz/60Hz) (International Version 220-240Vac)

Solar Charge Input: 200W 10-25V DC 12A Max

Car Charge Input: 12V DC 8A Max

BATTERY:

Cell Type: Lithium-ion

Life Cycle: 500 cycles to 80%+ capacity

Discharge Temp: -4 to 140°F (±5°F), -20 to 60°C (±3°C)

Charge Temp: 32 to 113°F (±5°F), 0 to 45°C (±3°C)



EcoFlow RIVER Pro

The EcoFlow RIVER Pro is designed for users seeking a power solution with a longer runtime. Add a RIVER Pro Extra Battery to double the capacity from 720Wh to 1440Wh. This is ideal for situations like traveling, camping, or group outdoor activities where you need more power for more devices.



GENERAL:

Capacity: 720Wh

Weight: 16 lbs (7.2kg)

Dimensions: 11.4 x 7.1 x 9.3 in (28.9 x 18.0 x 23.5 cm)

OUTPUTS:

AC Output (x3): 600W (Surge 1200W) total, 120Vac (50Hz/60Hz) / **AC Output (x2):** International Version 230Vac (50Hz/60Hz)

USB-A Output (x2): 12W per port, 5V DC, 2.4A

USB-A Fast Charge (x1): 28W, 5V/9V/12V DC, 2.4A Max

USB-C Output (x1): 100W, DC 5V/9V/12V/15V/20V, 5A Max

Car Power Output (x1): 136W, 13.6V DC, 10A Max

DC5521 Output (x2): 13.6V DC, 3A Max (per port)

INPUTS:

AC Charge Input Power: X-Stream charge 660W Max

AC Charge Input Voltage: 100-120Vac (50Hz/60Hz)

(International Version 220-240Vac)

Solar Charge Input: 200W 10-25V DC 12A Max

Car Charge Input: 12V DC 8A Max

BATTERY:

Cell Type: Lithium-ion

Cycle Life: 800 cycles to 80%+ capacity

Discharge Temp: -4 to 140°F (±5°F), -20 to 60°C (±3°C)

Charge Temp: 32 to 113°F (±5°F), 0 to 45°C (±3°C)



EcoFlow RIVER Pro Extra Battery

The RIVER Pro Extra Battery attaches to the RIVER Pro to double the capacity of the unit from 720Wh to 1440Wh. This provides a cost-effective way to upgrade the RIVER Pro's capacity.



GENERAL:

Capacity: 720Wh

Weight: 15.4 lbs (7.0kg)

Dimensions: 11.3 × 7.1 × 8.3in (28.8 × 18 × 21cm)

BATTERY:

Cell Type: Lithium-ion

Life Cycle: 800 Cycles to 80%+ capacity

Discharge Temp: -4 to 140°F (±5°F), -20 to 60°C (±3°C)

Charge Temp: 32 to 113°F (±5°F), 0 to 45°C (±3°C)

INPUTS:

Expansion Power Port: 660W Max

OUTPUTS:

Expansion Power Port: 720W Max

1. LCD Display

Vivid display of product status and safety settings.

2. LED Light Control Button

Three types of LED light: low light, strong light, and an SOS rescue signal light.

3. IOT Reset Button

Resets the Wi-Fi.

4. USB-C 100w Output Port

Support output power up to 100W. Suitable for charging a laptop or other devices that can be charged through an USB-C port .

5. USB-A Output Ports

Charge a wide array of devices such as smart phones, tablet, GoPro, speakers, or anything else that could be charged through USB-A Port.

6. Fast Charge USB-A Output Port

Fast-charge enabled devices can be charged at a maximum output of 28W.

7. Power Button

Press and hold the button to turn RIVER Pro on or off.

8. DC Output Port (Car Outlet, 2 DC 5521 Output Ports) & DC Output Indicator

Charge appliances like a mini PC, projector, Wi-Fi Router, or 12V light. The car charger output supports an output up to 10A, which can be used to power some electrical appliances used in vehicles.

9. Ventilation Fan

Prevents RIVER from overheating.

10. 3×AC Output Sockets (100-120V) 2×AC Output Sockets (220-240V)

Support your daily home appliances. Turn on X-Boost to power a kettle.

11. AC Power Button

Controls the AC output of the RIVER Pro.

12. Expansion Power Port

Connects the RIVER Pro Extra Battery for increased capacity.

13. X-Stream Charging Input Port

Plug in the AC Charging Cable into the port and connect the AC Charging Cable to an AC power source.

With EcoFlow's X-Stream fast charge technology, the RIVER Pro can charge from 0-80% within 1 hour, achieving a full charge in just 1.6 hours.

14. Overload Protection Switch

When input current continuously exceeds 10A during a charge, the AC charging port triggers overload protection.

15. Power Earth Screw

Allows RIVER Pro to be grounded using a grounding cable.

16. Solar Charge/Car Charge Input Port

Connect at most two 110W solar panels in parallel to recharge RIVER Pro. RIVER Pro supports a maximum solar input of 200W. RIVER Pro supports 12V car charge up to 8A.



RIVER SERIES COMPARISONS



RIVER



RIVER Max



RIVER Pro



RIVER Pro
with Extra Battery

Capacity	288Wh	576Wh	720Wh	1440Wh
Battery Type	Lithium-ion	Lithium-ion	Lithium-ion	Lithium-ion
Shelf Life	1 Year	1 Year	1 Year	1 Year
Life Cycles	500 cycles to 80%+ capacity	500 cycles to 80%+ capacity	800 cycles to 80%+ capacity	800 cycles to 80%+ capacity
AC Output	600W (Surge 1200W)	600W (Surge 1200W)	600W (Surge 1200W)	600W (Surge 1200W)
AC Output Sockets*	3	3	3	3
Type-C PD Ports	100W (Supports a Macbook Pro)	100W (Supports a Macbook Pro)	100W (Supports a Macbook Pro)	100W (Supports a Macbook Pro)
Total Ports*	10	10	11	11
Wall Charging	250W Max	500W Max	660W Max	660W Max
Wall Charging Time	1.6 Hours	1.6 Hours	1.6 Hours	3 Hours
Universal Solar Charging (MC4)	✓	✓	✓	✓
Solar Panel Charging	200W (110W×2)	200W (110W×2)	200W (110W×2)	200W (110W×2)
Solar Panel Charging Time	*1.6-3 Hours (110W×2)	*3-6 Hours (110W×2)	*4-8 Hours (110W×2)	*8-16 Hours (110W×2)
APP	✓	✓	✓	✓
Weight	11 lbs	17 lbs	16 lbs	32 lbs

** International versions has 9 ports in total, with only two AC Output Sockets.

EcoFlow DELTA

You're in Charge

AC Output

1800

(Surge 3300W)

Capacity

1260

Wh



Recharge
0-80% in 1 Hour



Total 13
Output Ports*



Up to Six 1800W
AC Output Sockets*



60W
USB-C Output



Smart and
Efficient BMS



Universal Solar
Input Up to 400W

* International versions has 11 ports in total, with only four AC Output Sockets.





EcoFlow DELTA

DELTA is a next-generation lithium-ion power station with exceptional power output, capacity, and groundbreaking charging technology. It is designed to empower users in any situation, bringing you peace of mind wherever you are. From home energy, electric vehicles, and mobile power, DELTA brings you the new standard of battery power station technology.

GENERAL:

Capacity: 1260Wh

Weight: 30.9lbs (14.0kg)

Dimensions: 15.7 × 8.3 × 10.6in (40 × 21 × 27cm)

OUTPUTS:

AC Output (×6): 1800W (Surge 3300W) total 120Vac (60Hz) / **AC Output(×4):** International Version 230Vac 50Hz

USB-A Output (×2): 12W 5V DC, 2.4A Max, per port
USB-A Fast Charge (×2) : 28W 5V/9V/12V DC, 2.4A Max, per port

USB-C Output (×2): 60W 5V/9V/15V/20V DC, 3A Max, per port

Car Power Output (×1): 108.8W, 13.6V DC, 8A Max

INPUTS:

AC Charge Input Voltage: 100-120Vac (50Hz/60Hz) (International Version 220-240Vac)

AC Charge Input Power: X-Stream Charge 1200W Max

Solar Charge Input: 400W 10-65V DC 10A Max

Car Charger Input: 12V/24V DC 10A Max

BATTERY:

Cell Type: Lithium-ion

Life Cycle: 800 Cycles to 80%+ capacity

Discharge Temp: -4 to 140°F (±5°F), -20 to 60°C (±3°C)

Charge Temp: 32 to 113°F (±5°F), 0 to 45°C (±3°C)



1. LCD Display

Vivid display of product status and safety settings.

2. USB-A Output Ports

Charge a wide array of devices such as smart phones, tablet, GoPro, speakers, or anything else that could be charged through USB-A Port.

3. Fast Charge USB-A Output Ports

Fast charge-enabled devices can be charged at a maximum output of 28W.

4. USB-C Output Ports

Support output power up to 100w. Suitable for charging a laptop or other devices that can be charged through an USB-C port.

5. DC On/Off Switch

Control the DC output.

6. Power On/Off Button

Press and hold the power button to turn the DELTA on or off.

7. Solar Charge/Car Charge Input Port

Supports a maximum input of 400W. You can connect up to four 110W solar panels in parallel or three 160W solar panels. to be connected. Also supports a 12V/24V car charge up to 10A.

8. X-Stream AC Charging Input Port

Plug in the AC Charging Cable into the port and connect the AC Charging Cable to an AC power source. With EcoFlow's X-Stream fast charge technology, the DELTA can charge from 0-80% within 1 hour, achieving a full charge in just 1.6 hours.

9. Overload Protection Switch

When the input current continuously exceeds 20A during a charge, the AC charging port will trigger overload protection.

10. 6×AC Output Sockets (100-120V) 4×AC Output Sockets (220-240V)

Charge devices such as a laptop, electric guitar, TV, mini refrigerator, vacuum cleaner, and more.




11. AC Power Button

The AC Power Button controls the AC output of DELTA.

12. Car Outlet

Charge devices like a drone battery, car fridge, or any device that uses a car socket.

RUN TIMES

				
	RIVER	RIVER Max	RIVER Pro	DELTA
 Lightbulb 10W	8.5 Hours (AC) 25 Hours (DC)	17 Hours (AC) 50 Hours (DC)	21 Hours (AC) 64 Hours (DC)	36+ Hours (AC)
 CPAP Mask 40W	5-10 Hours	10-20 Hours	13-26 Hours	20-40 Hours
 Television 110W	2-4 Hours	4-8 Hours	5-10 Hours	8-16 Hours
 Refrigerator 150W	1.5-3 Hours	3-6 Hours	4-8 Hours	6-10 Hours
 Coffee Maker 1000W	10-12 Cups	21-25 Cups	28-32 Cups	50-60 Cups
 Circular Saw 1400W (2300W)	0.4 Hours	0.8 Hours	1 Hours	0.7 Hours
 Hair Dryer 1600W (1900W)	0.4-0.8 Hours	0.8-1.6 Hours	1-2 Hours	2-4 Hours
 Grill 1650W	0.4 Hours	0.8 Hours	1 Hours	0.6-1.2 Hours

*The appliance run times and durations of use provided in the table above have been calculated with an AC Output. The data is for reference only. Please conduct tests to confirm actual run time of your appliances.

CHARGING TIMES

				
	RIVER	RIVER Max	RIVER Pro	DELTA
 Included Power Supply	1.6 Hours (250W)	1.6 Hours (500W)	1.6 Hours (660W)	1.6 Hours (1200W)
 Gas Generator	1.6 Hours (250W)	1.6 Hours (500W)	1.6 Hours (660W)	1.6 Hours (1200W)
 Car Charger	3 Hours	5 Hours	6.5 Hours	10 Hours
 Solar Panel (110W)	1.6-3 Hours (110W×2)	3-6 Hours (110W×2)	4.5-9 Hours (110W×2)	4-8 Hours (110W×4)
 Solar Panel (60W)	7 Hours	14 Hours	19 Hours	—

*The data above is for reference only.


SOLAR CHARGING RECOMMENDATIONS

				
	RIVER	RIVER Max	RIVER Pro	DELTA
Light Use 20% Daily Operation	60W x 1	60W x 1	60W x 1	110W x 1
Medium Use 50% Daily Operation	110W x 1	110W x 1	110W x 1	110W x 3
HEAVY USE 100% Daily Operation	110W x 2	110W x 2	110W x 2	110W x 4

*The data above is for reference only.

ECOFLOW SOLAR PANEL

EcoFlow Solar Panels are expertly designed to provide users with an efficient, reliable, and eco-friendly way to charge power stations and electrical devices. Made up of monocrystalline cells, our solar panels keep your adventure going, wherever you are.



160W SOLAR PANEL:

Rated Power: 160W ($\pm 5W$) *
Open Circuit Voltage: 21.6V (V_{mp} 18.2V)
Short Circuit Current: 9.6A (I_{mp} 8.8A)
Efficiency: 21-22%
Connector Type: MC4 to XT60
Cell Type: Monocrystalline silicon

160W SOLAR PANEL

The EcoFlow 160W solar panel is portable, foldable, and compact, weighing just 15.4lbs/7kg. From camping to outdoor activities, unfold the solar panel and start capturing solar power in seconds.

GENERAL:

Weight: 15.4 lbs (7kg) Solar Panel 11 lbs (5kg)
Waterproof IP Ratings: IP67
Unfolded Dimensions: 26.8×61.8×1 in (68×157×2.4cm)
Folded Dimensions: 26.8×16.5×1 in (68×42×2.4cm)



110W SOLAR PANEL:

Rated Power: 110W(± 5 W) *

Open Circuit Voltage: 21.7V(Vmp 18.5V)

Short Circuit Current: 6.3A(Imp 6.0A)

Efficiency: 21-22%

Connector Type: MC4 to XT60

Cell Type: Monocrystalline silicon

Connector type: MC4

GENERAL:

Weight: 13.2 lbs(6kg) Solar Panel 8.8 lbs(4.0kg)

Ratings: IP67


Unfolded Dimensions:

20.2x62.5x1.0 in (51.4x158x2.4 cm)

Folded Dimensions:

20.2x16.5x1.0 in (51.4x42x2.4 cm)

* Rated Power is tested under Standard Test Conditions:
1000W/m², AM1.5, 25°C



110W SOLAR PANEL

Live off the grid with EcoFlow 110W Solar Panels. Created from efficient monocrystalline silicon cells, these foldable, portable, and waterproof solar panels are capable of charging the DELTA or RIVER series power stations, keeping your equipment running in any situation.



ACCESSORIES

PRODUCT	NAME	DESCRIPTION
	Solar MC4 Parallel Connection Cable	Solar MC4 Parallel Connection Cable can be used to connect 4 or 6 solar panels to charge your EcoFlow product.
	Suction Cups for Solar Panel	Suction Cups (8pcs per package): Easy to attach to glass, the car roof, and other smooth surfaces. Best method of securing solar panels.
	Solar Charging Cable (MC4 to XT60 Input)	With this EcoFlow Solar Charging cable, a solar panel with a standard MC4 output can be connected to the power station.
	AC Charging Cable	Connect to a wall outlet to recharge your power station.
	Car Charging Cable	Connect to your car to recharge your power station.
	DC5521-DC5525 Cable	Connect appliances with DC type port. e.g, computer monitor, mini-computer, LED light, Wi-Fi router.
	Expansion Power Cable	Connect your RIVER Pro with a RIVER Pro Extra Battery.

Follow Our Story

Follow Us:



Facebook:
[@EcoFlowTech](#)



Instagram:
[@EcoFlowTech](#)



Twitter:
[@EcoFlowTech](#)

Contact Us:

Wholesale

North America: sales@ecoflow.com

Japan: sales.jp@ecoflow.com

Europe: sales.eu@ecoflow.com

Australia, Asia & others: sales.rest@ecoflow.com

Support

support@ecoflow.com

Marketing

marketing.support@ecoflow.com



POWER A New World



ecoflow.com